





RAS Heat Pump Multi Split Systems

- 2, 3 & 4 room configurations available
- Available with wall mounted, ducted and cassette indoor units.
- Cassette units **CANNOT** be used in conjunction with RAS-M14GAV-E outdoor unit



Capacity Tables

Outdoor Unit	Operation Status	Indoor Unit(s) Size				Nominal Cooling (kW)				Nominal Heating (kW)				
		A	B	C	D	A	B	C	D	A	B	C	D	
	1 unit	10	-	-	-	2.50	-	-	-	3.20	-	-	-	
		13	-	-	-	3.50	-	-	-	4.20	-	-	-	
	2 units	10	10	-	-	1.95	1.95	-	-	2.15	2.15	-	-	
		13	10	-	-	2.33	1.67	-	-	2.50	1.90	-	-	
		1 unit	10	-	-	-	2.70	-	-	-	4.00	-	-	-
			13	-	-	-	3.70	-	-	-	5.00	-	-	-
16			-	-	-	4.50	-	-	-	5.50	-	-	-	
2 units		10	10	-	-	2.55	2.55	-	-	3.25	3.25	-	-	
		13	10	-	-	2.85	2.35	-	-	3.51	3.19	-	-	
		16	10	-	-	3.25	1.95	-	-	3.88	2.82	-	-	
	1 unit	10	-	-	-	2.70	-	-	-	4.00	-	-	-	
		13	-	-	-	3.70	-	-	-	5.00	-	-	-	
		16	-	-	-	4.50	-	-	-	5.50	-	-	-	
	2 units	10	10	-	-	2.70	2.70	-	-	3.60	3.60	-	-	
		13	10	-	-	3.41	2.49	-	-	4.22	3.38	-	-	
		16	10	-	-	3.94	2.36	-	-	4.57	3.33	-	-	
		13	13	-	-	3.15	3.15	-	-	3.95	3.95	-	-	
		16	13	-	-	3.73	3.07	-	-	4.35	3.95	-	-	
		16	16	-	-	3.60	3.60	-	-	4.30	4.30	-	-	
	3 units	10	10	10	-	2.47	2.47	2.47	-	2.87	2.87	2.87	-	
		13	10	10	-	3.01	2.20	2.20	-	3.35	2.68	2.68	-	
		16	10	10	-	3.36	2.02	2.02	-	3.59	2.61	2.61	-	
		13	13	10	-	2.71	2.71	1.98	-	3.14	3.14	2.51	-	
		16	13	10	-	3.10	2.55	1.86	-	3.34	3.03	2.43	-	
		13	13	13	-	2.50	2.50	2.50	-	2.93	2.93	2.93	-	
	1 unit	10	-	-	-	2.70	-	-	-	4.00	-	-	-	
		13	-	-	-	3.70	-	-	-	5.00	-	-	-	
		16	-	-	-	4.50	-	-	-	5.50	-	-	-	
	2 units	10	10	-	-	2.70	2.70	-	-	3.60	3.60	-	-	
		13	10	-	-	3.41	2.49	-	-	4.22	3.38	-	-	
		16	10	-	-	3.94	2.36	-	-	4.57	3.33	-	-	
		13	13	-	-	3.15	3.15	-	-	3.95	3.95	-	-	
		16	13	-	-	3.73	3.07	-	-	4.35	3.95	-	-	
		16	16	-	-	3.60	3.60	-	-	4.30	4.30	-	-	
	3 units	10	10	10	-	2.53	2.53	2.53	-	2.87	2.87	2.87	-	
		13	10	10	-	3.13	2.28	2.28	-	3.35	2.68	2.68	-	
		16	10	10	-	3.50	2.10	2.10	-	3.54	2.58	2.58	-	
		13	13	10	-	2.82	2.82	2.06	-	3.11	3.11	2.49	-	
		16	13	10	-	3.22	2.65	1.93	-	3.34	3.03	2.43	-	
		13	13	13	-	2.60	2.60	2.60	-	2.93	2.93	2.93	-	
		16	16	10	-	3.04	3.04	1.82	-	3.26	3.26	2.37	-	
		16	13	13	-	2.99	2.46	2.46	-	3.16	2.87	2.87	-	
		16	16	13	-	2.80	2.80	2.30	-	3.06	3.06	2.78	-	
		16	16	16	-	2.67	2.67	2.67	-	3.00	3.00	3.00	-	
		4 units	10	10	10	10	1.98	1.98	1.98	1.98	2.23	2.23	2.23	2.23
			13	10	10	10	2.48	1.81	1.81	1.81	2.62	2.09	2.09	2.09
	16		10	10	10	2.86	1.71	1.71	1.71	2.83	2.06	2.06	2.06	
	13		13	10	10	2.31	2.31	1.69	1.69	2.50	2.50	2.00	2.00	
	16		13	10	10	2.65	2.18	1.59	1.59	2.68	2.43	1.95	1.95	
13	13		13	10	2.14	2.14	2.14	1.57	2.37	2.37	2.37	1.89		
16	13		13	10	2.47	2.03	2.03	1.48	2.54	2.31	2.31	1.85		
13	13		13	13	2.00	2.00	2.00	2.00	2.25	2.25	2.25	2.25		
16	16	10	10	2.50	2.50	1.50	1.50	2.61	2.61	1.89	1.89			

RAS Multi Splits



Outdoor Units

		RAS-M14GAV-E	RAS-M18GAV-E	RAS-3M26GAV-E	RAS-4M27GAV-E
Number of Indoor Units		2	2	3	4
Nominal Cooling (Range)	kW	4.0 (1.4 - 4.5)	5.2 (1.1 - 6.2)	7.5 (1.4 - 8.9)	8.0 (1.4 - 9.2)
Nominal Heating (Range)	kW	4.4 (0.5 - 5.2)	6.7 (0.7 - 8.5)	9.0 (0.8 - 10.8)	9.0 (0.8 - 11.0)
EER (Cooling/Heating)		3.70 / 4.35	3.25 / 3.62	3.33 / 3.53	3.20 / 4.00
Energy Label (Cooling/Heating)		A / A	A / A	A / B	B / A
Operating Range - Cooling	°C	5 to 43	5 to 43	10 to 43	10 to 43
Operating Range - Heating	°C	-10 to 24	-10 to 24	-5 to 24	-5 to 24
Sound Pressure (Cool/Heat)	dBA	46 / 48	48 / 50	48/48	48/48
Dimensions (HxWxD)	mm	550 x 780 x 290	550 x 780 x 290	795 x 900 x 320	795 x 900 x 320
Weight	kg	36	40	64	65
Piping Connection Sizes *	in	1/4 + 3/8	1/4 + 3/8	1/4 + 1/2 (A) 1/4 + 3/8 (B,C)	1/4+1/2 (A) 1/4+3/8 (B,C,D)
Maximum Pipe Run (Unit/Total)	m	20 / 30	20 / 30	25 / 50	25 / 70
Vertical Separation	m	10	10	15	15
Pre-Charged For	m	20	20	50	70
Factory Refrigerant Charge	kg	0.90	1.20	2.40	2.40
Additional Refrigerant	g/m	20	20	-	-
Power Supply	V/Ph/Hz	230/1/50	230/1/50	230/1/50	230/1/50
Supply To		Outdoor	Outdoor	Outdoor	Outdoor
Interconnecting Cables		3 + E	3 + E	3 + E	3 + E
Start Current	A	4.9	7.9	11.1	11.3
Running Current	A	4.6	7.1	11.1	11.3
Fused At	A	10	10	16	16

* Pipework size to be as per indoor unit



Compact Cassette

Indoor Unit		RAS-M10SMUV-E	RAS-M13SMUV-E	RAS-M16SMUV-E
Grille		RB-B11MC(W)E	RB-B11MC(W)E	RB-B11MC(W)E
Nominal Cooling	kW	2.7	3.7	4.5
Nominal Heating	kW	4.0	5.0	5.5
Airflow Indoor (Low/High)	l/s	120 / 163	120 / 172	125 / 183
Sound Pressure Indoor (Low/Hi)	dBA	30 / 37	30 / 38	31 / 40
Indoor Unit (HxWxD)	mm	268 x 575 x 575	268 x 575 x 575	268 x 575 x 575
Grille (HxWxD)	mm	27 x700 x 700	27 x700 x 700	27 x700 x 700
Weight Indoor (Grille)	kg	15 (3)	15 (3)	15 (3)
Pipe Sizes	in	1/4 + 3/8	1/4 + 3/8	1/4 + 1/2
Power Supply To		Outdoor	Outdoor	Outdoor
Interconnecting Cables		3 + E	3 + E	3 + E



Standard Wall Mounted

Indoor Unit (clw IR Controller)		RAS-M10SKV-E	RAS-M13SKV-E	RAS-M16SKV-E
Nominal Cooling	kW	2.7	3.7	4.5
Nominal Heating	kW	4.0	5.0	5.5
Airflow Indoor (Cool/Heat)	l/s	150 / 169	164 / 178	167 / 167
Sound Pressure Indoor	dB(A)	28 / 39	28 / 40	33 / 42
Indoor Unit (HxWxD)	mm	275 x 790 x 218	275 x 790 x 218	275 x 790 x 218
Weight Indoor	kg	10	10	10
Pipe Sizes	in	1/4 + 3/8	1/4 + 3/8	1/4 + 1/2
Power Supply To		Outdoor	Outdoor	Outdoor
Interconnecting Cables		3 + E	3 + E	3 + E



Daiseikai Wall Mounted

Indoor Unit (clw IR Controller)		RAS-B10SKVP-E	RAS-B13SKVP-E	RAS-B16SKVP-E
Nominal Cooling	kW	2.7	3.7	4.5
Nominal Heating	kW	4.0	5.0	5.5
Airflow Indoor (Cool/Heat)	l/s	153 / 172	158 / 178	172 / 183
Sound Pressure Indoor	dB(A)	27 / 43	27 / 44	29 / 45
Indoor Unit (HxWxD)	mm	250 x 790 x 208	250 x 790 x 208	250 x 790 x 208
Weight Indoor	kg	9	9	9
Pipe Sizes	in	1/4 + 3/8	1/4 + 3/8	1/4 + 1/2
Power Supply To		Outdoor	Outdoor	Outdoor
Interconnecting Cables		3 + E	3 + E	3 + E



No filters or spigots supplied

Ducted

Indoor Unit (clw IR Controller)		RAS-M10GDV-E	RAS-M13GDV-E	RAS-M16GDV-E
Nominal Cooling	kW	2.7	3.7	4.5
Nominal Heating	kW	4.0	5.0	5.5
Airflow Indoor	l/s	200	217	217
External Static Pressure	Pa	35.3 / 54.9	41.2 / 63.7	41.2 / 63.7
Sound Pressure Indoor	dB(A)	24 / 32	25 / 33	26 / 34
Indoor Unit (HxWxD)	mm	230 x 750 x 440	230 x 750 x 440	230 x 750 x 440
Weight Indoor	kg	19	19	19
Pipe Sizes	in	1/4 + 3/8	1/4 + 3/8	1/4 + 1/2
Power Supply To		Outdoor	Outdoor	Outdoor
Interconnecting Cables		3 + E	3 + E	3 + E